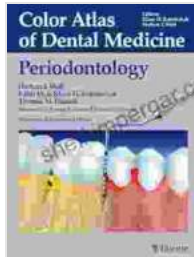


Discover the Ultimate Guide to Periodontology: Color Atlas of Dental Medicine Periodontology



Color Atlas of Dental Medicine: Periodontology

by Herbert F. Wolf

★★★★☆ 4.4 out of 5

Language : English

File size : 62421 KB

Text-to-Speech : Enabled

Screen Reader : Supported

Enhanced typesetting : Enabled

Print length : 1406 pages

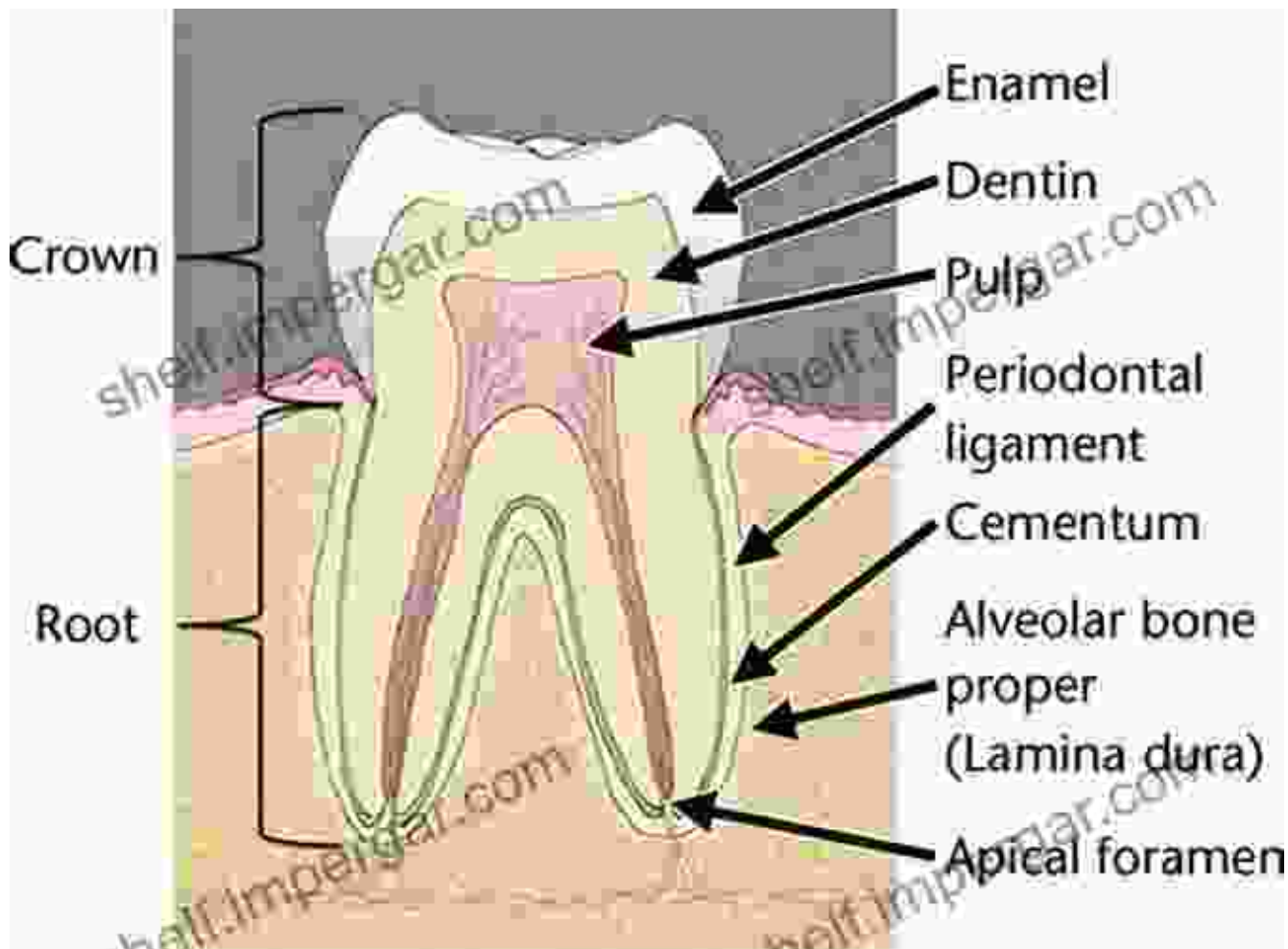


Embark on an extraordinary journey into the realm of periodontology with the Color Atlas of Dental Medicine Periodontology. This comprehensive resource unveils a wealth of knowledge, empowering you to provide exceptional care for your patients. Immerse yourself in a visual masterpiece brimming with high-quality images, detailed case studies, and expert insights, elevating your understanding of periodontal diseases and their management.

A Visual Extravaganza

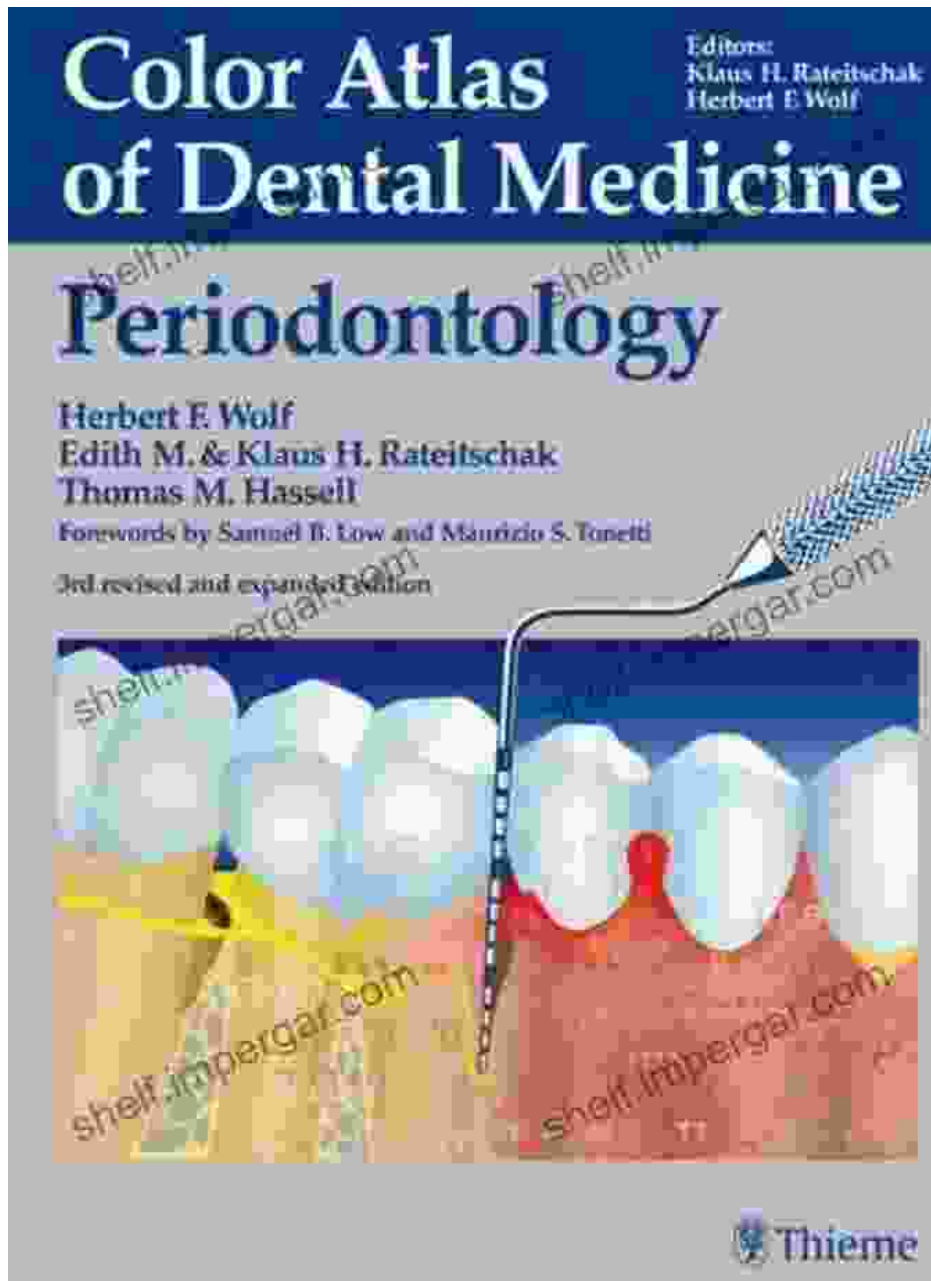
Step into a world where vibrant colors illuminate the complexities of periodontology. The Color Atlas of Dental Medicine Periodontology presents an unparalleled collection of over 1,200 stunning images, each meticulously selected to illustrate key concepts and clinical scenarios. From

healthy periodontal tissues to advanced stages of gum disease, these visuals bring periodontal anatomy, pathology, and treatment modalities to life.



In-Depth Case Studies

Delve into the intricate world of periodontal case management through a series of real-world examples. The Color Atlas of Dental Medicine Periodontology presents a comprehensive collection of case studies, each one meticulously dissected and analyzed by leading experts in the field. These cases provide invaluable insights into the diagnosis, treatment planning, and long-term management of periodontal diseases, enabling you to apply evidence-based approaches to your own practice.

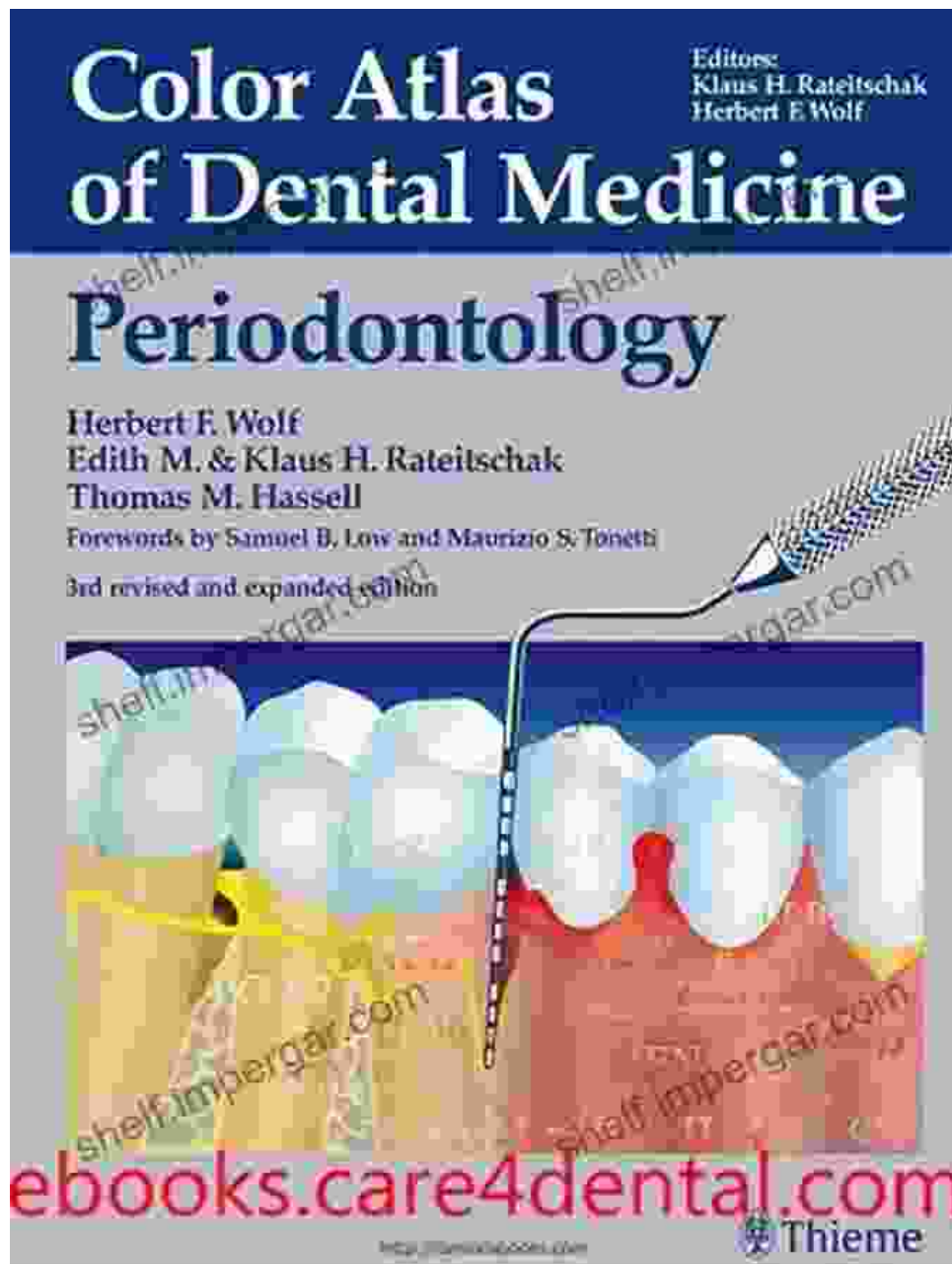


A complex periodontal treatment plan outlined, illustrating the stepwise approach to restoring periodontal health and maintaining long-term stability.

Expert Commentary and Guidance

Benefit from the wisdom of renowned periodontists and researchers as they share their invaluable insights and clinical pearls. The Color Atlas of Dental Medicine Periodontology features contributions from a distinguished panel of experts, each one providing their unique perspectives on the latest

advancements in periodontology. Their commentaries and guidance will empower you to stay abreast of emerging trends and best practices, ensuring your patients receive the most up-to-date care.



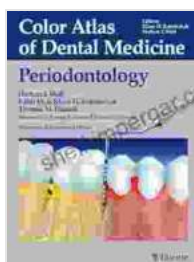
A Must-Have Resource

Whether you're a dental student, a practicing dentist, or a specialist in periodontology, the Color Atlas of Dental Medicine Periodontology is an

indispensable resource for your professional development. Its comprehensive coverage, stunning visuals, and expert guidance will elevate your knowledge and skills, enabling you to provide the highest quality of care to your patients.

Don't miss out on this opportunity to revolutionize your approach to periodontology. Free Download your copy of the Color Atlas of Dental Medicine Periodontology today and embark on a journey that will transform your clinical practice and the lives of your patients. Invest in your knowledge and embrace the future of periodontal care.

Free Download Now



Color Atlas of Dental Medicine: Periodontology

by Herbert F. Wolf

★★★★☆ 4.4 out of 5


Language : English
File size : 62421 KB
Text-to-Speech : Enabled
Screen Reader : Supported
Enhanced typesetting : Enabled
Print length : 1406 pages





Three Years in Afghanistan: A Memoir by Vanessa Gezari - An Unforgettable Journey of Service and Sacrifice

: Stepping into the Heart of a War-Torn Nation Vanessa Gezari's memoir, "Three Years in Afghanistan," is an extraordinary and moving account of her experiences as a Navy...



History From Beginning to End: Unraveling the Tapestry of Time

Prepare to embark on an extraordinary adventure into the annals of time with "History From Beginning to End," a captivating literary masterpiece that...